

CT712 LANforge RF Noise Generator and RADAR Simulator

The CT712 RF Noise generator and RADAR Simulator is used for WiFi testing. The CT712 uses the HackRF software defined radio to generate micro-second precision bursts of non-modulated RF Noise. The burst width, burst spacing, and number of bursts are configurable. This can simulate many RADAR bursts and so be used for DFS testing. FCC1-4 is fully supported. ETSI 1,2,3,5 and 6 are partially supported: The minimum configurable pulse width is 1us, and the ETSI spec calls for 0.5us support as a minimum. Chirp waveforms are not supported so FCC5 and ETSI4 are not fully supported. Multiple different pulse widths are not supported in a single run, so FCC5 and ETSI 5 and 6 have further limitations.

In addition, this unit can create constant non-modulated RF Noise to enable testing CCA features in WiFi equipment (you will probably need an RF attenuator as well for CCA testing). It is a test tool, and should be used in an RF isolation chamber or other area where you will not interfere with legitimate RF Equipment or RADAR devices.

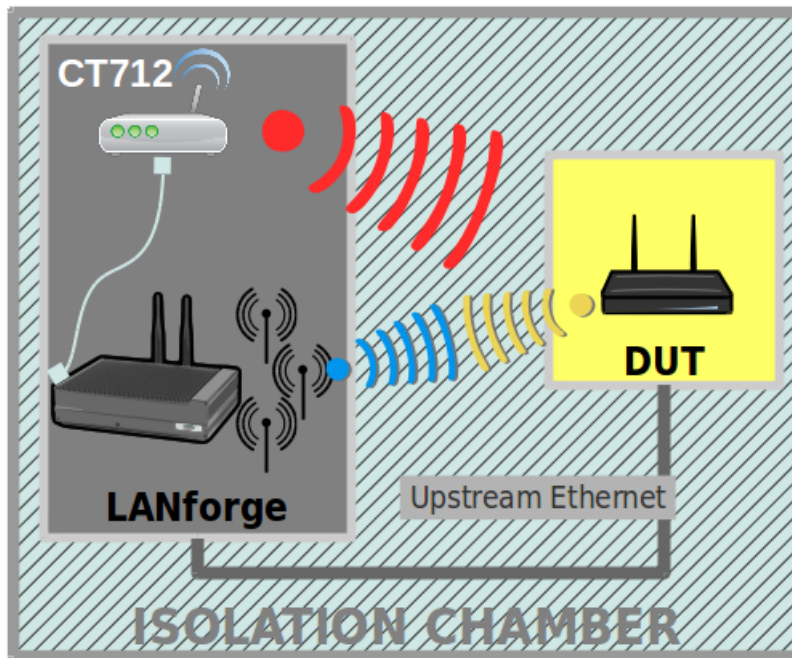
The CT712 can support many RADAR types, but not all. It is an affordable tool for basic RADAR signal testing, but it is NOT a replacement for a fully compliant RADAR emulator.

The CT712 is controlled by the LANforge software suite, which includes a GUI management tool as well as CLI interface for automated scripting. It may also be driven directly from the Linux command line with a python script. If you do not already have a LANforge Linux system, then you can install LANforge on your own Linux hardware, or you can purchase an additional LANforge Linux system. Contact your sales representative if you have any questions.

The CT712 has no moving parts and will fit into a small travel bag or briefcase for easy portability.



NOTE: This product may have a different hardware configuration than the system pictured above.
Refer to your official quote for details.



*Candela Technologies Inc., 2417 Main Street, Suite 201, P.O. Box 3285, Ferndale, WA 98248, USA
www.candelatech.com | sales@candelatech.com | +1 360 380 1618*

Quick Start Guide

1. Install LANforge on Linux PC.
2. Connect RF Noise generator to PC USB port.
3. Connect LANforge-GUI to PC, and go to the RF-Generator tab.
4. Select the noise generator and click Modify.
5. Select the values accordingly and press Apply.
6. Verify RF pattern using RF Analyzer.

LANforge RF Noise and RADAR Simulator Related Images

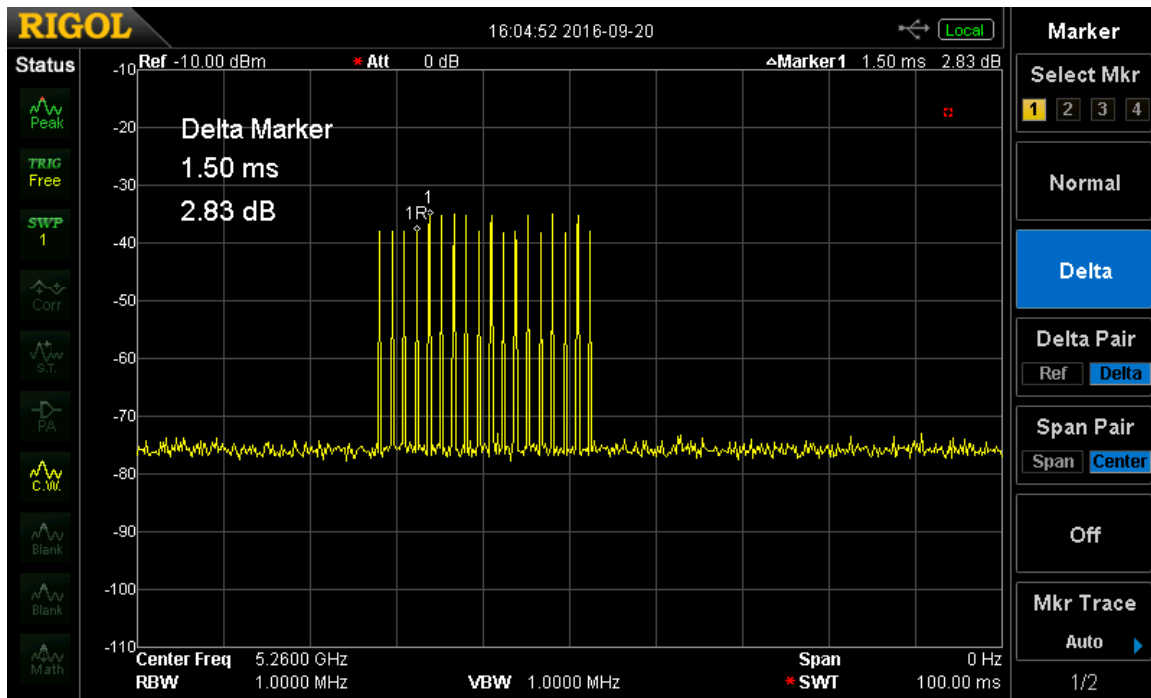
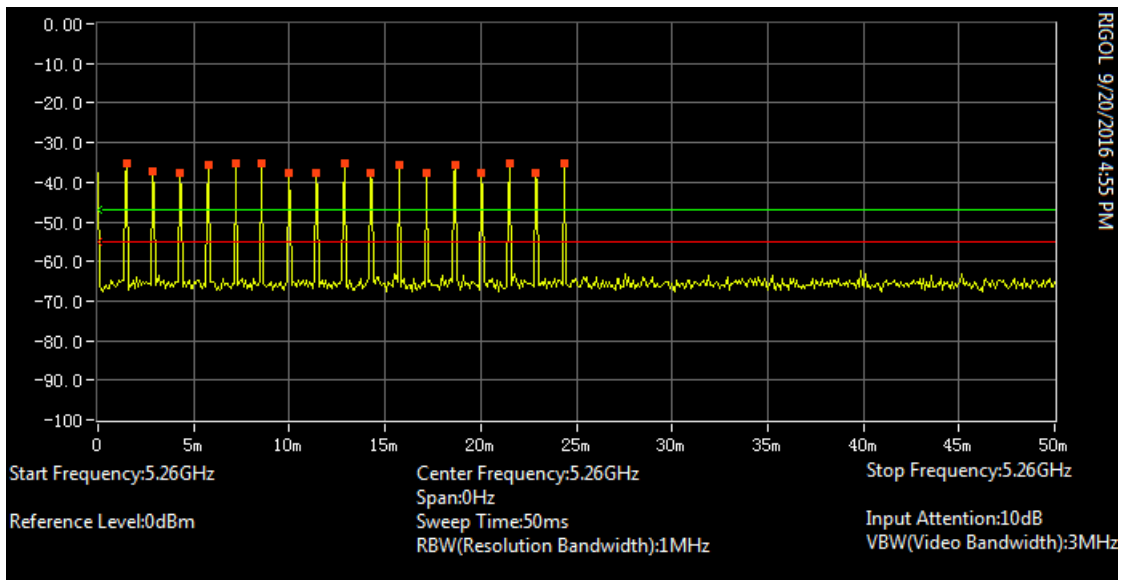
LANforge-GUI RADAR Simulator Configuration Screen

The screenshot shows the 'Modify RF Generator' dialog box with the following configuration:

Parameter	Value	Standard 1	Standard 2
Name	1.1		
Pulse Width	1us FCC0/1/2, J1-1 Radar (1)	ETSI-1 *	FCC0
Pulse Interval	1428us FCC1/5, J1-1 Radar (1.428 ms)	ETSI-2 *	FCC1
Pulse Count	18 FCC1/3, J1/2 Radar (18)	ETSI-3 *	FCC2
One Burst	<input checked="" type="checkbox"/>	ETSI-4 *	FCC3
Sweep Time	1 second (1 s)	ETSI-5 *	FCC4
Frequency	Channel 100: 5500 (5,500,000)	ETSI-6 *	FCC5 *

Buttons at the bottom: Sync, Apply, OK, Cancel

RF Analyzer traces for Emulated RADAR Pattern





Candela Technologies Inc., 2417 Main Street, Suite 201, P.O. Box 3285, Ferndale, WA 98248, USA
www.candelatech.com | sales@candelatech.com | +1 360.380.1618

Software Features

RADAR signal emulator and non-modulated RF Noise Generator.

In addition to emulating bursty RF noise and RADAR patterns, this tool has proven useful for testing part of CCA logic when paired with a variable attenuator and configured for constant noise transmission.

The RF Noise Generator has these limitations when generating RADAR signals:

- It can do a minimum pulse width of 1us. ETSI1-3 and some other RADAR signals define the minimum at 0.5us, so this RADAR emulator cannot test that lower bound of the pulse width.
- FCC-5 and some other RADAR signals define a modulated chirp and ability to change the chirp bandwidth. The LANforge RADAR emulator does not currently support modulated chirps or the ability to change bandwidth in this manner.

It cannot currently support a series of bursts with different PRF.

- With these constraints in mind, it should have full support for: FCC0 - FCC4, mostly-compliant support for ETSI1-3, partial support for ETSI 5 and 6, and does NOT have support for ETSI4 and FCC5 due to lacking chirp generation features.

The configurables include:

Pulse Width

This specifies the duration (in micro-seconds) for the transmitter to be enabled. The user may type in a specific value, and the LANforge-GUI has pre-set values in pull-down menus for common FCC and ETSI radar patterns. The current hardware supports a minimum pulse width size of 1us.

Pulse Interval

This specifies the time (in micro-seconds) between starting to generate a pulse. This is also known as "Pulse Repetition Interval (PRI)". The user may type in a specific value, and the LANforge-GUI has pre-set values in pull-down menus for common FCC and ETSI radar patterns.

Pulse Count

This specifies how many pulses to generate before pausing for "sweep time". If you want to pulse continuously, set Sweep Time to zero. This is also known as "Pulses per Burst (PPB)". The user may type in a specific value, and the LANforge-GUI has pre-set values in pull-down menus for common FCC and ETSI radar patterns.

Sweep Time

This specifies how long to pause (in micro-seconds) between pulse bursts. This emulates Radar sweep time. Set this value to zero for continuous pulsing.

Frequency

Select the frequency on which to generate the RF signal.

One Burst (5.3.9 and higher)

Generate a single pulse burst and then stop. This allows manual testing with pauses to verify the device under test detected the RADAR properly.

Hardware Specification

1. RADAR signal emulator and non-modulated RF Noise generator.
2. Includes **HackRF Software Defined Radio** and USB adapter.
3. Includes SMA Antenna.
4. SMA cables for conductive testing are available but not included in base price.
5. Software licenses for this feature are included with purchase.

List Price: \$1,995 List Price with 1 Year support (17%): \$2,334

Additional Products

For a more complete WiFi testing setup, you may wish to consider the [CT703 Attenuator](#), [CT523](#) and [CT525](#) series WiFi traffic generators.
